

**SECRET**

**DEFENCE**



**DÉFENSE**

s.15(1)

# Kandahar Province Opinion Poll, Wave 10 Analysis (Nov. 09)

ADM Interdepartmental on Afghanistan  
18 January 2010

Dr Etienne Vincent

CEFCOM Operational Research & Analysis Team



Defence Research and  
Development Canada

Recherche et développement  
pour la défense Canada

Canada

**SECRET**

**SECRET**



# Method

- 10<sup>th</sup> quarterly poll of Afghans in Kandahar Province
- Conducted 19-26 November 2009 by 91 Afghan interviewers
- 1669 men and women interviewed across Kandahar Province
- Province-wide margin of error is  $\pm 4\%$ , 9 times out of 10
- Peer-reviewed methodology

**SECRET**

**SECRET**

# Operational Context

- **Security**

- Continued increase in US operational capacity
- High level of troop turnover, kinetic operations
- Transition to “hold” operations
- Violence levels were decreasing from record summer levels

s.15(1)

- **Governance**

- Run-off election cancelled, President Karzai inaugurated concluding a very troubled election process
- No effective provincial council nor national government


- **Poll conducted immediately prior to Eid-al-Adha**

**SECRET**

**SECRET**



# Districts where Poor Security Prevented Polling




Surveyed districts



Only men surveyed



Security prevented surveying



Surveying not attempted

% of pop. excluded shown for each wave

**SECRET**

RELEASED UNDER AIA. INFORMATION UNCLASSIFIED

DIVULGUÉ EN VERTU DE LA LAI RENSEIGNEMENTS NON  
CLASSIFIÉS

WITHHELD s.15(1)

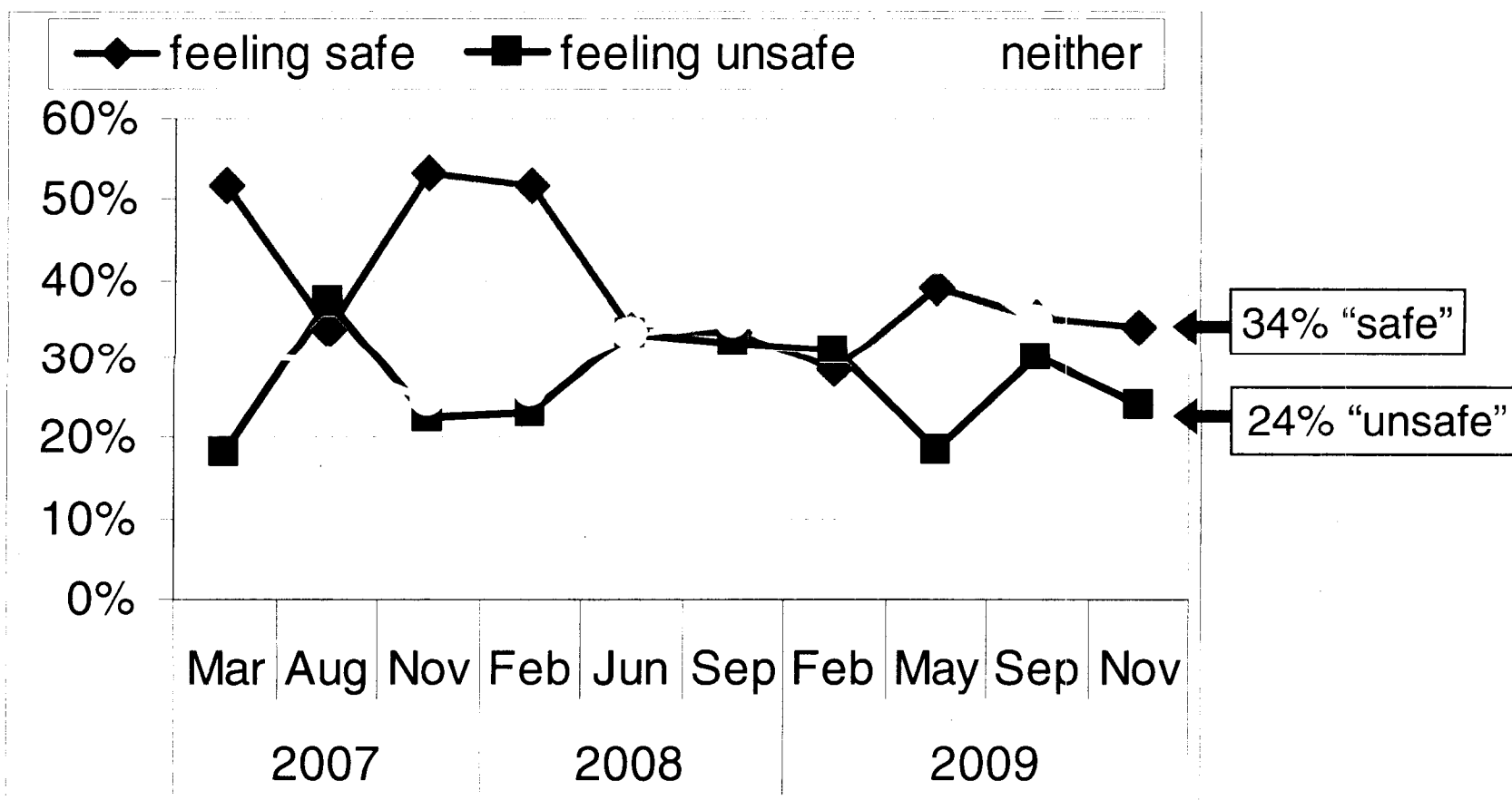
**SECRET**



# Security

How safe do you feel in your community at present?

s.15(1)



**SECRET**

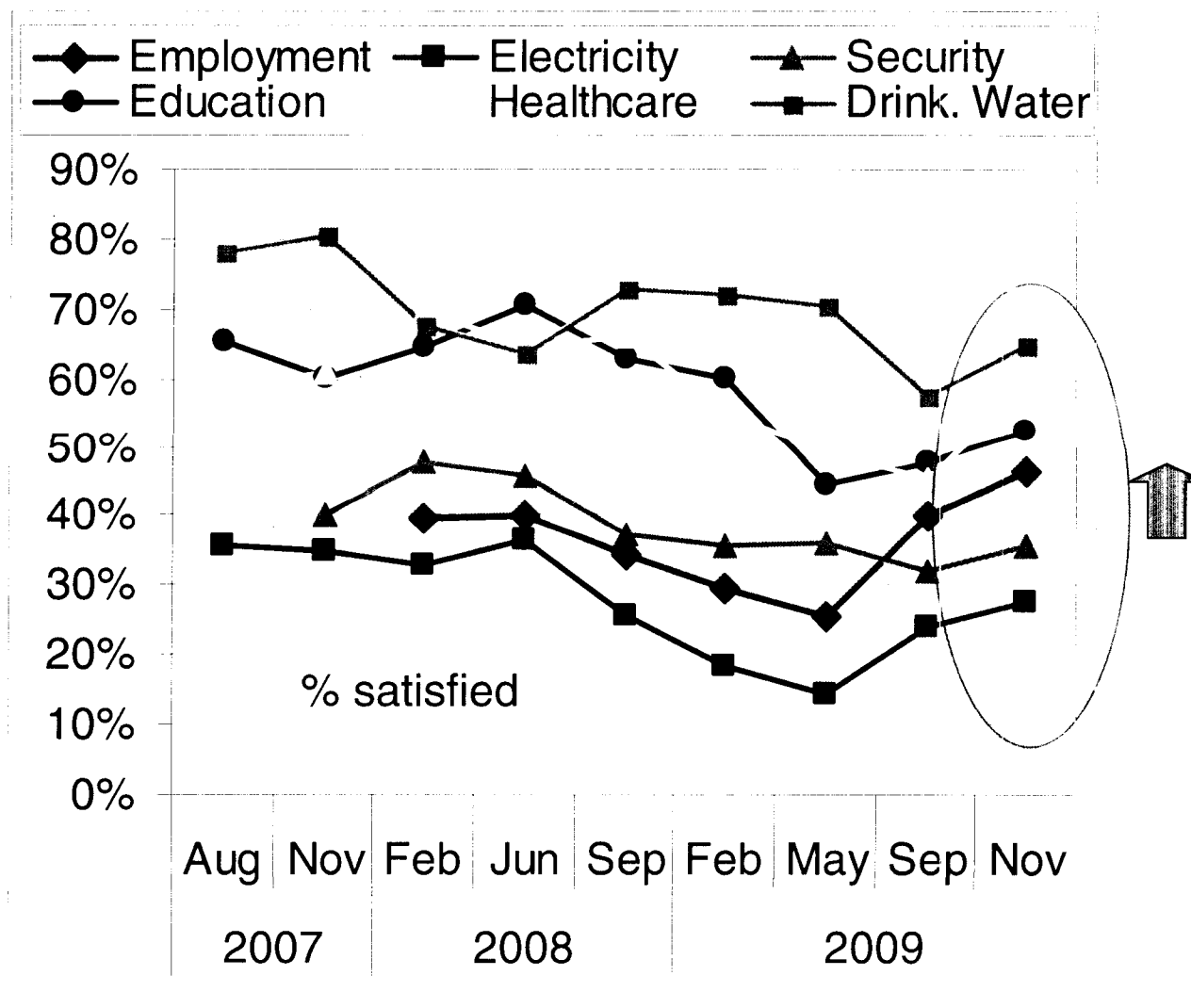
**SECRET**



# Satisfaction

How satisfied are you with ... ?

s.15(1)



**SECRET**

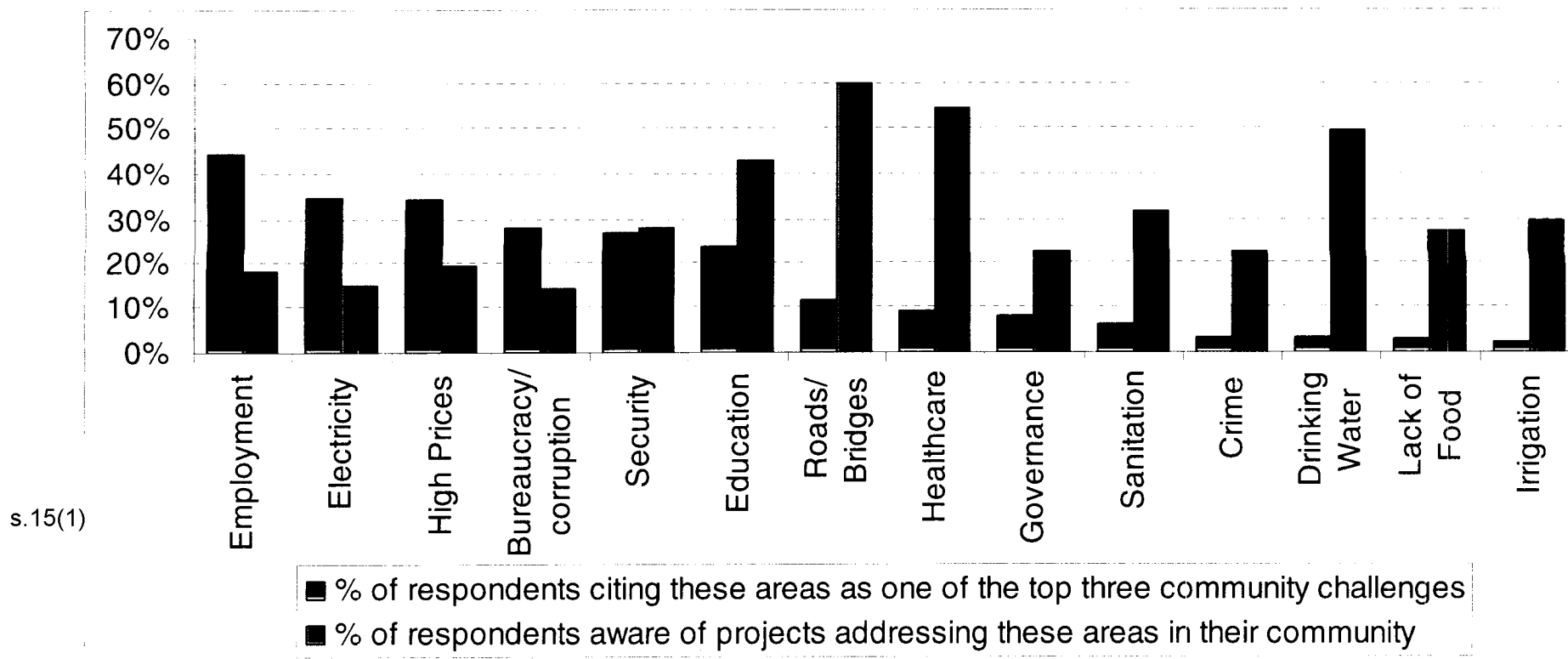
**SECRET**



# Priorities versus Projects

What are the 3 biggest challenges facing the community in which you live today?

Are there projects being implemented to address these concerns in your area?



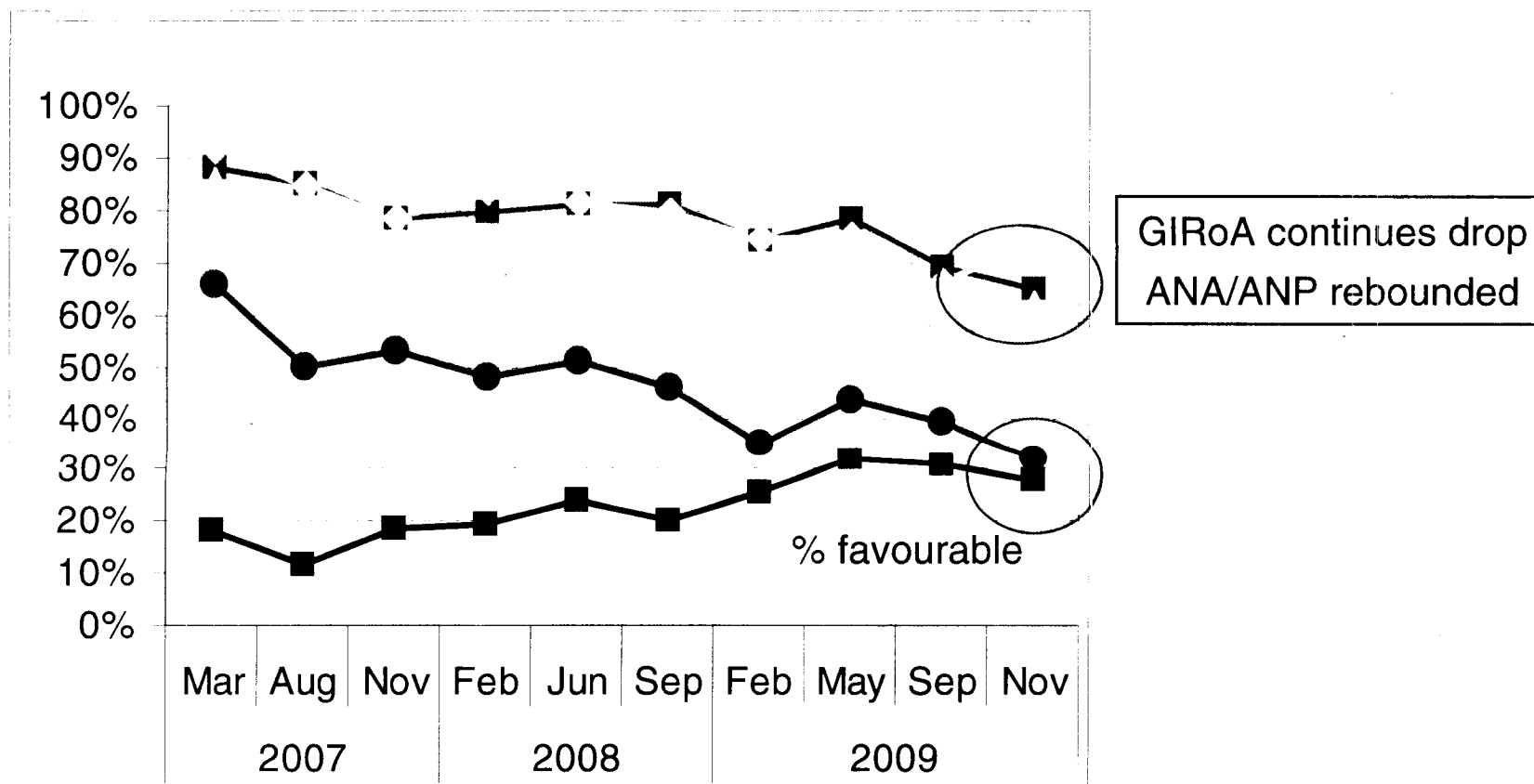
**SECRET**

**SECRET**

# Opinions of Institutions

Do you have a favourable or unfavourable opinion of the following?

s.15(1)



- 60% preferred a government formed through Loya Jirga over Elections
- 52% saw ISAF as “fighting for their own interest”
- At a local level, elders were seen as the most influential individuals

**SECRET**

**SECRET**



s.15(1)

# Key Takeaways

1.

.

.

2. Continued increase in satisfaction with basic services

3. Opinions of ISAF, GIRoA and ANSF continue to decline

**SECRET**

UNCLASSIFIED



Contact:

## CEFCOM Operational Research and Analysis Team

Dr. Etienne Vincent  
[Etienne.Vincent@forces.gc.ca](mailto:Etienne.Vincent@forces.gc.ca)  
(613) 998-3963



CEFCOM OR&A

Tables presenting complete results of this  
opinion poll are also available

UNCLASSIFIED

**SECRET**



s.15(1)

# Backup Slides



Defence Research and  
Development Canada

Recherche et développement  
pour la défense Canada

Canada

**SECRET**

UNCLASSIFIED



# Outline

- Method
- Reference Map
- Operational Context
- Summary
- Security Findings
- Development Findings
- Governance Findings
- Op Kalay I/II
- Population and Sampling Error
- Inaccessible Areas
- Comparison to Asia Foundation Polls

UNCLASSIFIED

UNCLASSIFIED



# Method

- 10<sup>th</sup> quarterly poll of Afghans in Kandahar Province
- Conducted 19-26 November 2009 by 91 Afghan interviewers from ACSOR Surveys
- 1669 in-person interviews across Kandahar Province
- Most interviews conducted in Pashto (others in Dari)
- Women interviewed by female interviewers, men by male interviewers
- Province-wide margin of error is  $\pm 4\%$ , 9 times out of 10, but higher for district-level results
- Arrows (↑ ↓) indicate direction of statistically significant change from the previous poll in September 09

UNCLASSIFIED

**SECRET**

s.15(1)



# Limitations

- Security concerns limited freedom of movement of interviewers, preventing polling completely in some districts in some villages in other districts, and of women in some districts
- Possible mistrust and/or misunderstanding of interviewers and/or of the purpose
- Cultural norms may discourage public and open criticism of state institutions
- Opinion polls are about perception, not objective reality
- In small districts, statistical uncertainty due to small number of interviews

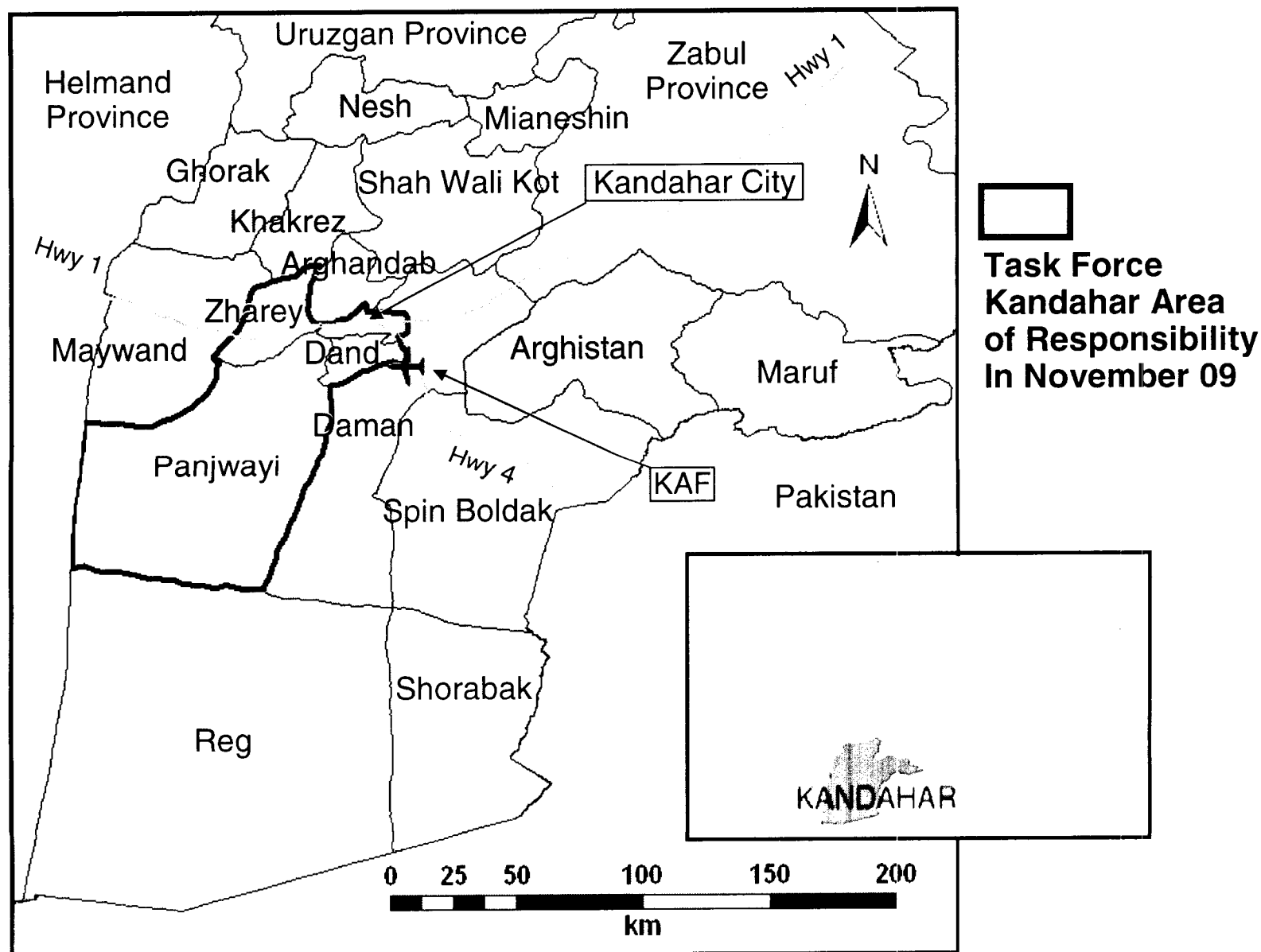
*Nevertheless, the polling results provide current and invaluable insight into public perceptions in Kandahar Province*

**SECRET**

UNCLASSIFIED



# Reference Map



UNCLASSIFIED

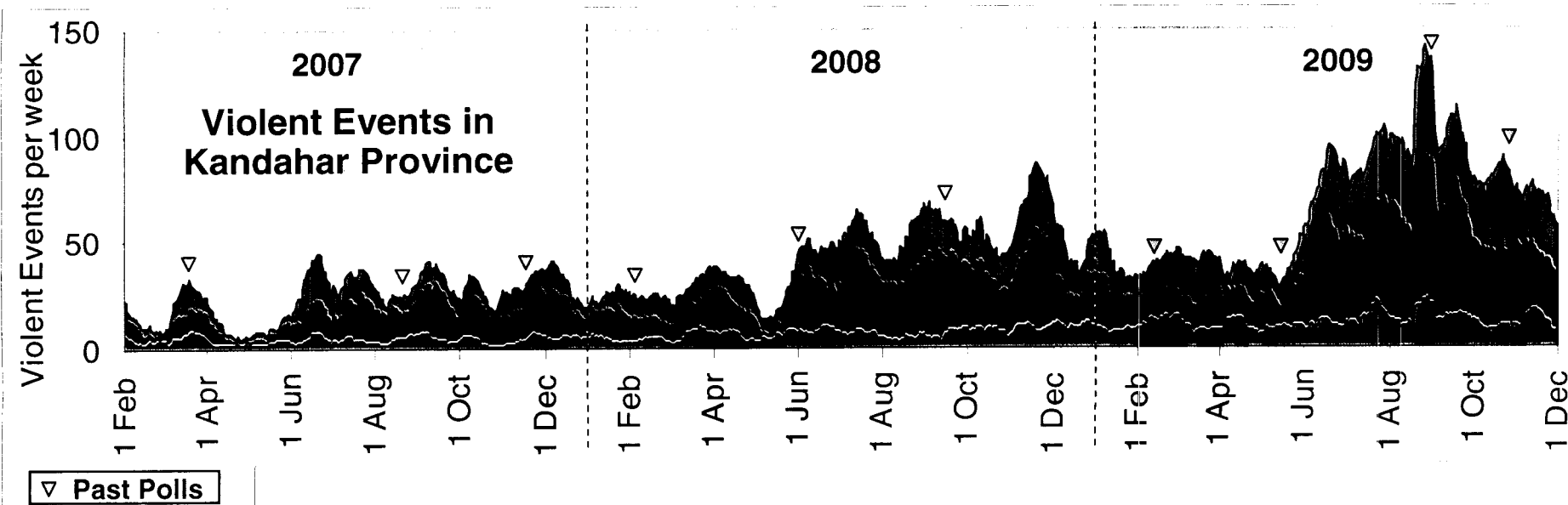
**SECRET**

s.15(1)

# Operational Context

## Headlines:

- Inauguration of President Karzai follows flawed elections marred by widespread voting fraud
- Afghanistan-wide, insurgency appears stronger than at any time since 2002; important elements are pervasive IED campaign and targeted assassinations of Afghan officials; suicide bomber kills NDS deputy director; failed assassination attempt on Provincial Governor
- US debates troop increase (announced 30,000 more troops on 1 Dec; other ISAF nations commit 7,000)
- In Pakistan, military continued operations against militants in response to terrorist activity
- Past 6 months are most violent to date for Afghans and most deadly for ISAF

**SECRET**

**SECRET**

# Operational Context (2)



## Density of Violent Events

1 Sept – 30 Nov



- US influx in Kandahar Province places more troops in contact with insurgents and enables greater protection of the population

s.15(1)



**SECRET**

**SECRET**

s.15(1)

# Summary

Security	Feelings of safety improved since Sep 2009, but not to the levels seen in 2007
Taliban	
Development	Satisfaction in most areas up since Sep 09, though below 2007 levels; least satisfaction with electricity, corruption; most with drinking water, roads
Governance	Favourable opinion of the GIRoA has dropped to a new low (65% versus 88% in Mar 2007)
ANSF	Improvement in reported favourable opinion of ANA (75%) and ANP (62%), since Sep 2009, though remaining below numbers seen in 2007 and 2008
ISAF	Favourable opinion of ISAF troops at lowest level yet (32%)

**SECRET**

**SECRET**

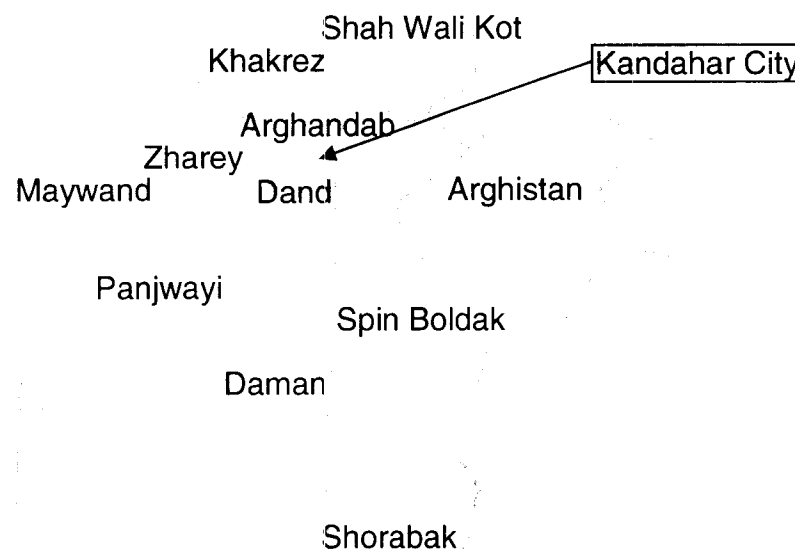
s.15(1)



# Security – Summary

Feelings of safety improved over Sep 09, with 34% now saying they felt safe, 24% unsafe, and 42% neither; these results are still not as positive as those seen in some early polls from 07/08

Favourable opinion of ISAF troops continued to decline to 32%, far below the 66% reported in Mar 07; 52% said ISAF forces were fighting 'for their own interest'



## Security Perceptions

	above prov. avg.
	near prov. avg.
	below prov. avg.

This overall assessment of security perceptions is based on feelings of safety, satisfaction with security, ability to travel safely, knowledge of attacks on schools,

**SECRET**

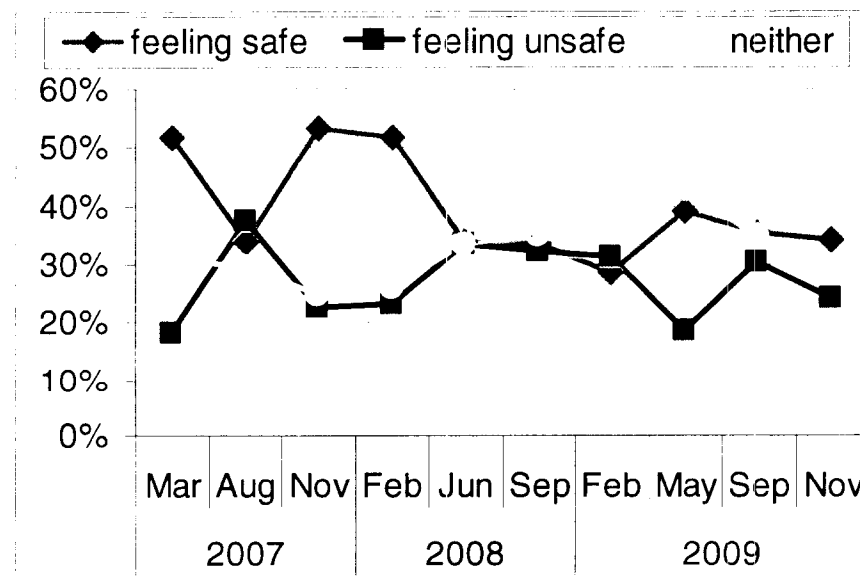
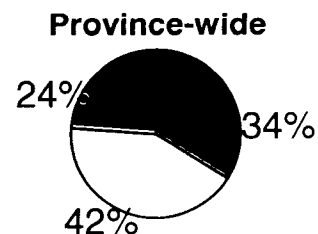
**SECRET**



# Security

How safe do you feel in your community at present?

feeling safe  
 neither  
 feeling unsafe



- More said they felt safe than unsafe (by a margin of 10%); that is an improvement over Sep 09 when only 6% more had said they felt safe than said they felt unsafe; the most positive result to date was in Mar 07 when 33% more had said they felt safe, while the most negative was in Aug 07 when 3% more had said they felt unsafe

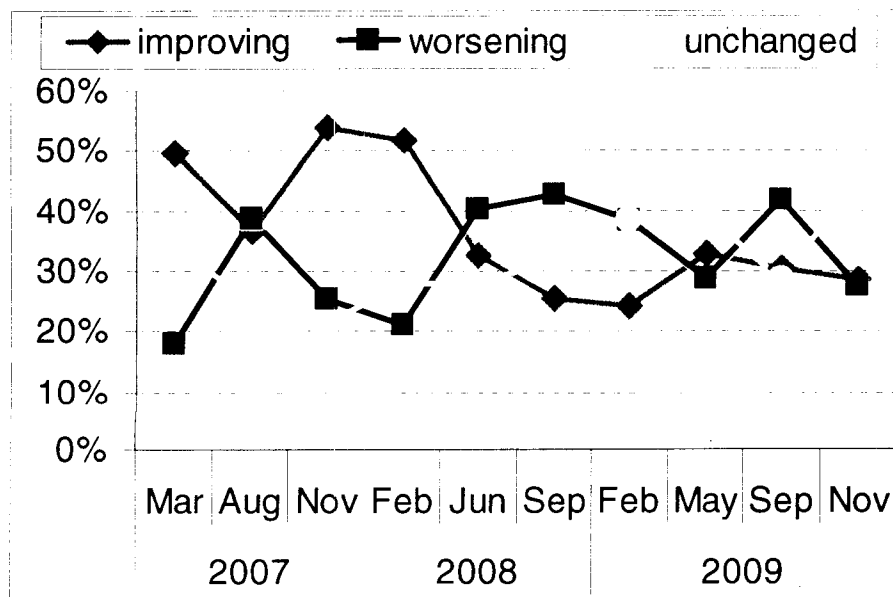
**SECRET**

**SECRET**

s.15(1)

## Security (2)

Is the security situation in your community improving or getting worse?



Feel safe traveling in and around community

Sep 09	Nov 09
38%	47%

What/Who is the main threat to your safety?

ANP	9%
Unemployment	8%
Pakistan	6%
Explosions	13%
Foreign Forces	12%

Who provides security in your community?

ANP	61%	Foreign Forces	15%
ANA	57%	Local Commanders	12%
Elders	21%		
People themselves	20%		

- 29% said security was improving, 27% worsening, 44% saw no change
- More respondents said security was improving than worsening in all districts
- Urban residents said they felt safer traveling around their community than rural residents

**SECRET**

RELEASED UNDER AIA. INFORMATION UNCLASSIFIED

DIVULGUÉ EN VERTU DE LA LAI RENSEIGNEMENTS NON  
CLASSIFIÉS

WITHHELD s.15(1)

RELEASED UNDER AIA. INFORMATION UNCLASSIFIED

DIVULGUÉ EN VERTU DE LA LAI RENSEIGNEMENTS NON  
CLASSIFIÉS

WITHHELD s.15(1)

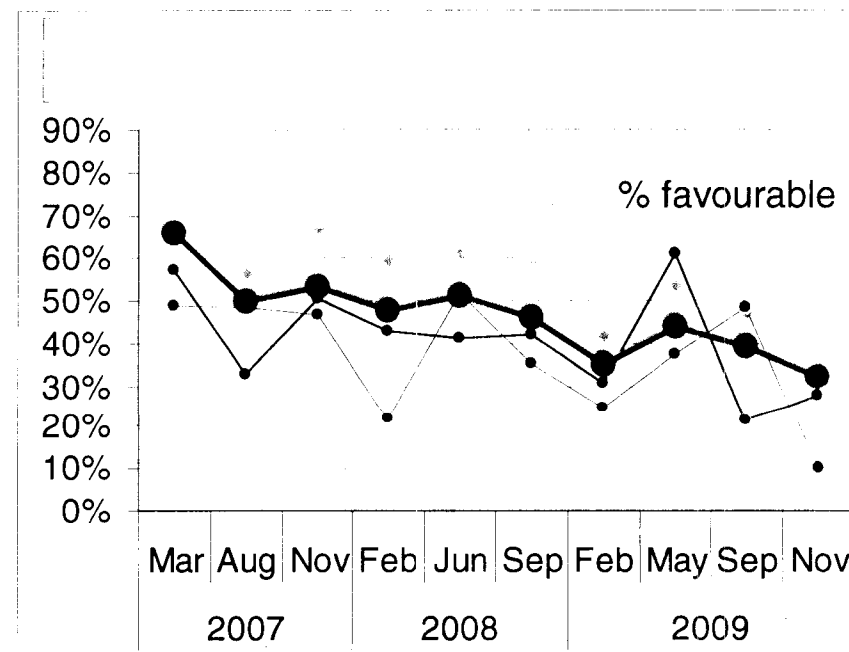

**SECRET**



s.15(1)

# ISAF

Do you have a favourable or unfavourable opinion of ISAF troops?



- Reported favourable opinions of ISAF troops was at the lowest level seen in polls to date (since Mar 07); an unprecedented 36% expressed a 'very unfavourable' opinion of ISAF troops, while only 4% expressed a 'very favourable' opinion
- More expressed a favourable opinion of ISAF (32%) but this is the smallest margin yet in this series of poll

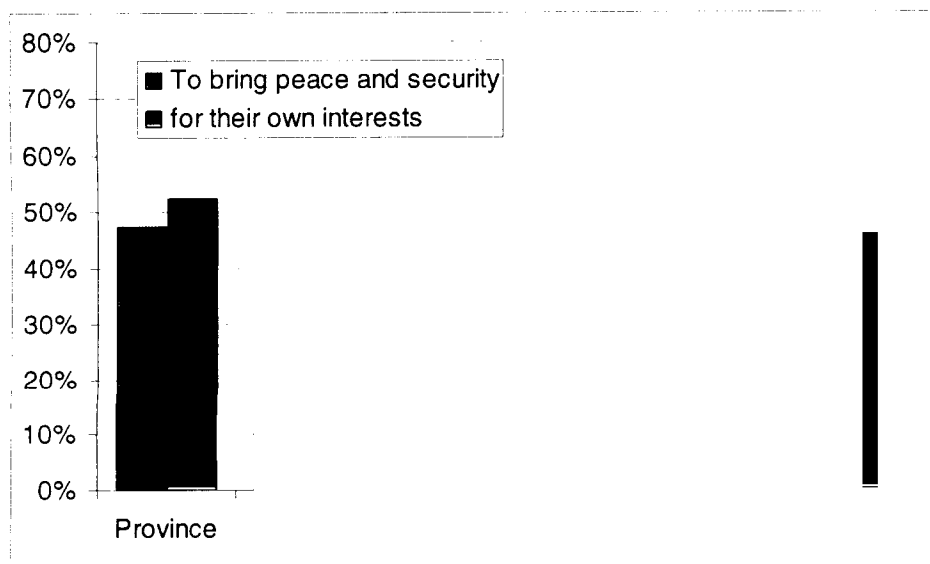
**SECRET**

**SECRET**

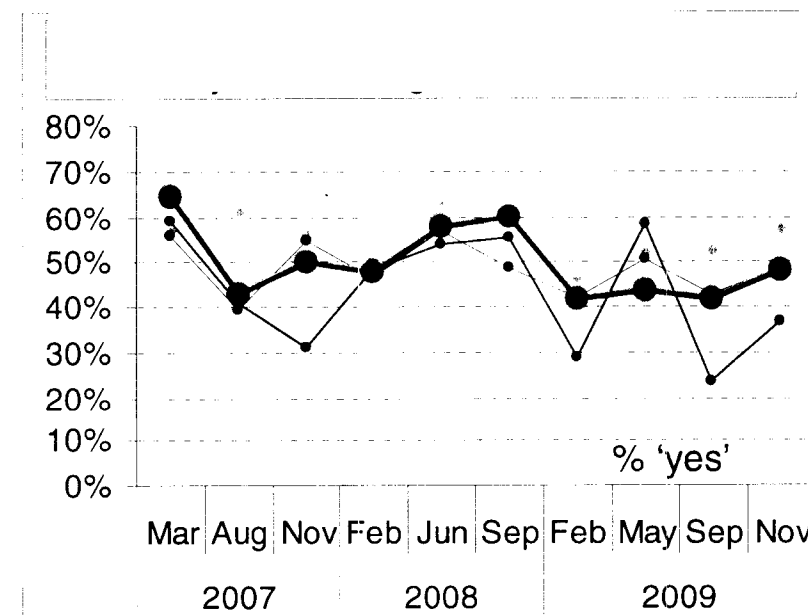
## ISAF (2)



Why do you think ISAF Forces are fighting here?



Do ISAF soldiers treat Afghans with respect?



- In Kandahar City, more respondents than elsewhere (57%) said that ISAF soldiers treat Afghans with respect
- 80% said they had seen ISAF in their community

**SECRET**

**SECRET**

# Development – Summary

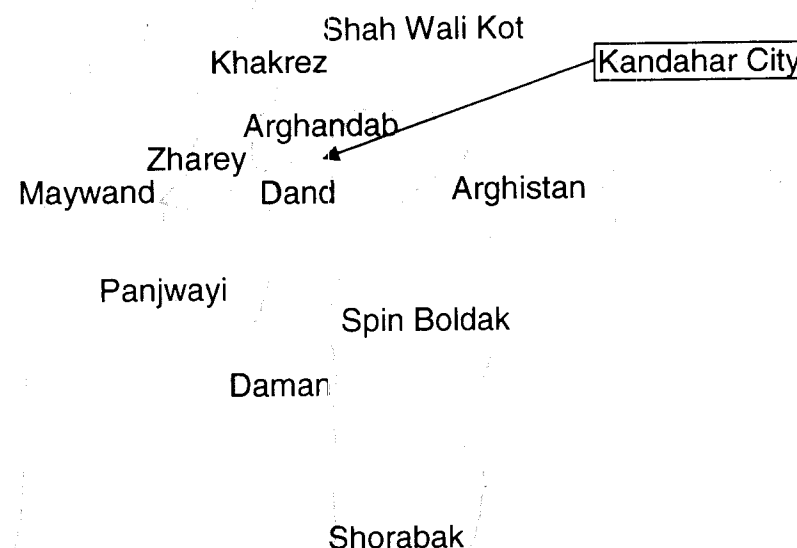
More positive answers provided to most development-related questions than in May and Sep 09, although in most cases, results remained below those from 2007 polls

Greatest challenges remained unemployment and electricity; few saw projects addressing them

Electricity and bureaucracy/corruption were the areas of least satisfaction

Majority of Kandaharis were satisfied with drinking water, roads, healthcare, irrigation and education

Residents of Kandahar City provided significantly more positive responses to most development-related questions than rural residents



## Development Perceptions

	above prov. avg.
	near prov. avg.
	below prov. avg.

This overall assessment of development perceptions is based on the level of satisfaction with the economy, employment, education, healthcare, electricity, roads and water.

s.15(1)

**SECRET**

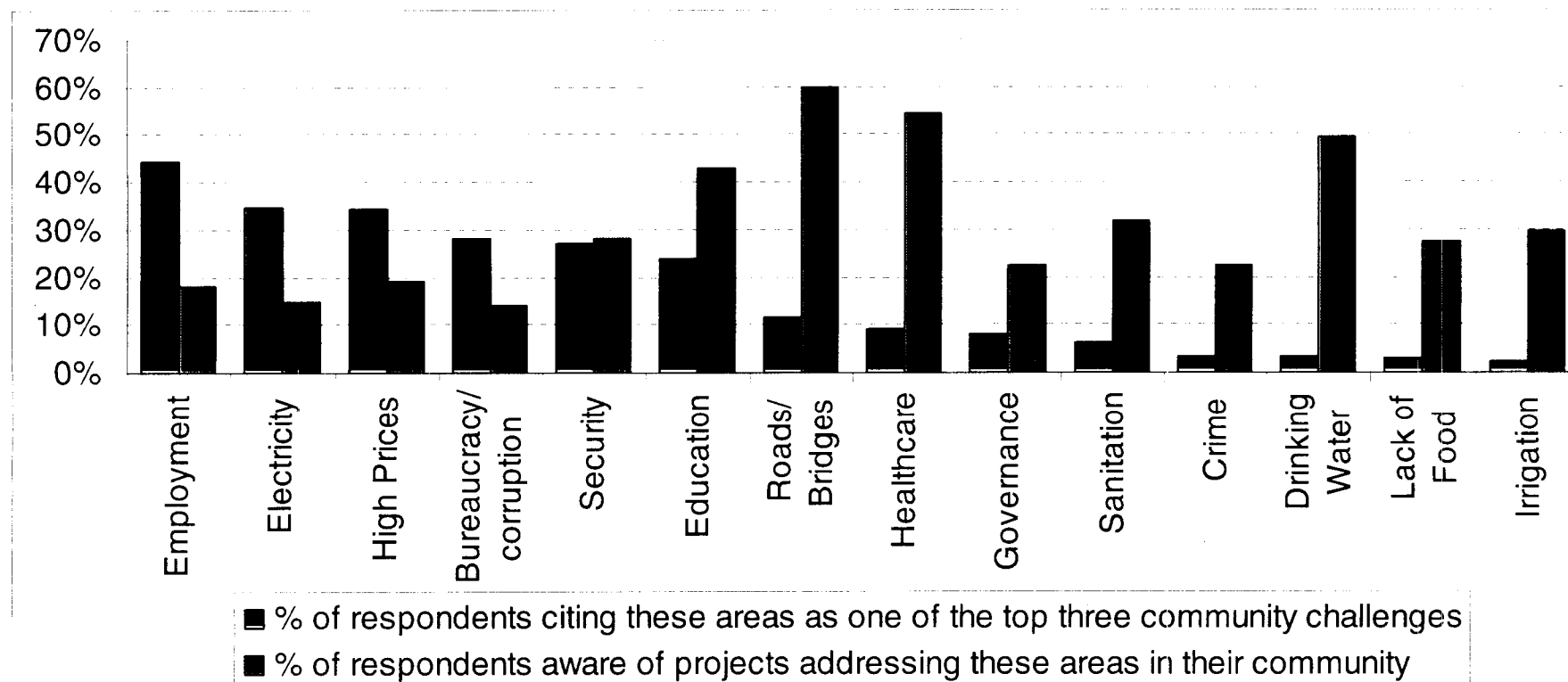
**SECRET**

s.15(1)



# Priorities versus Projects

What are the 3 biggest challenges facing the community in which you live today? / Are there projects being implemented to address these concerns in your area?



- Employment, Electricity, High Prices and Security have been among the 5 most-mentioned community challenges since March 07; comparatively few said they were aware of projects to address unemployment and poor access to electricity
- In addition to the challenges shown on the chart, 14% said that the presence of foreign troops was among the biggest community challenges

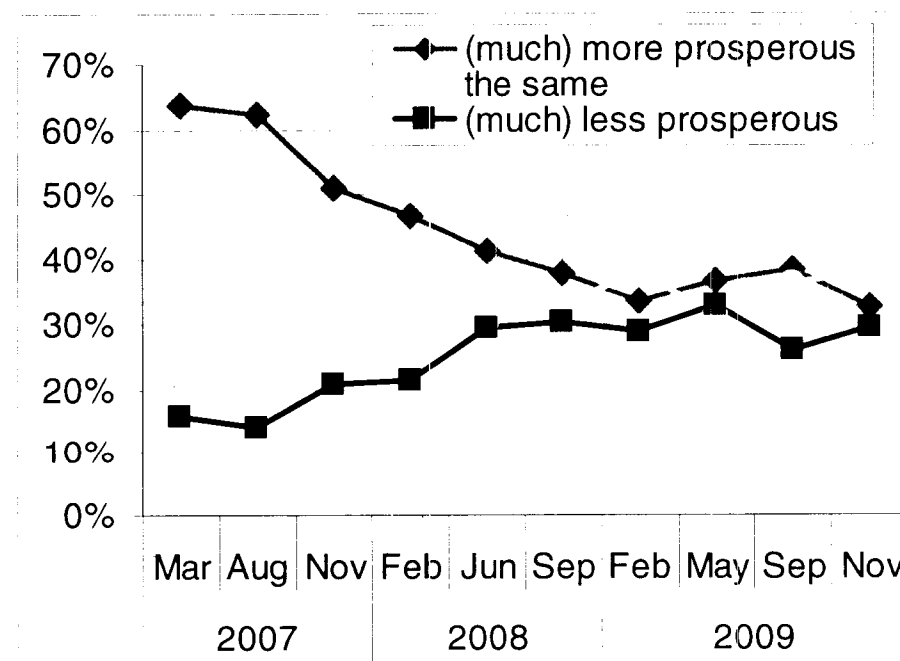
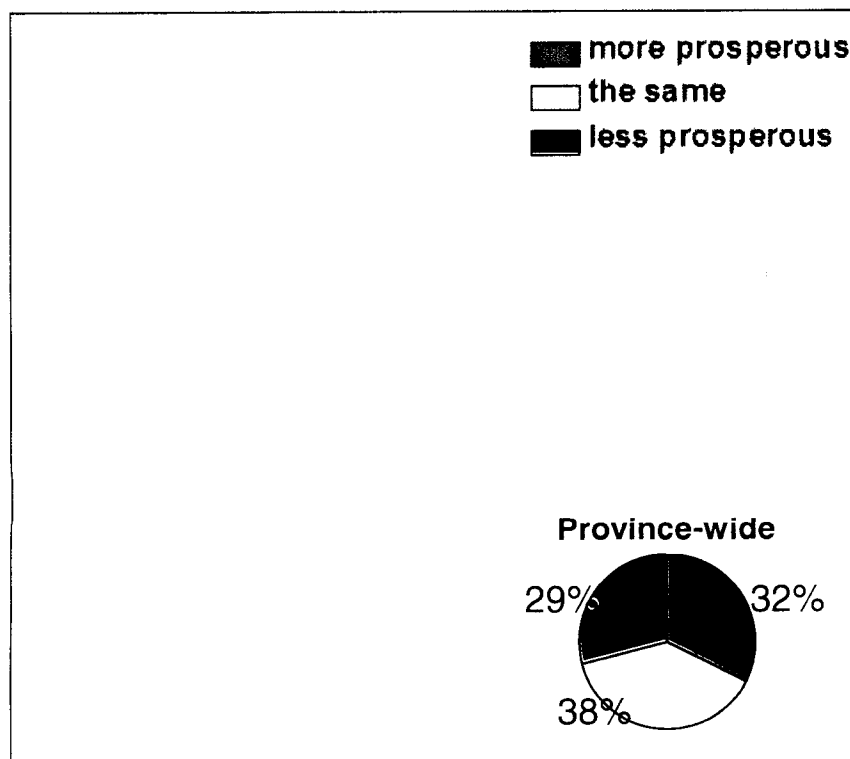
**SECRET**

**SECRET**

# Prosperity



Has your family become more or less prosperous during the past year?



- The gap between the number saying they feel more prosperous versus less was of only 3% (statistically insignificant), far below the 48% margin seen in Mar/Aug 07
- More said they were becoming 'more prosperous' than 'less prosperous' more said 'less prosperous' in and the two balanced out
- 63% said they were satisfied with their current economic situation (up from 56% in Sep)

**SECRET**

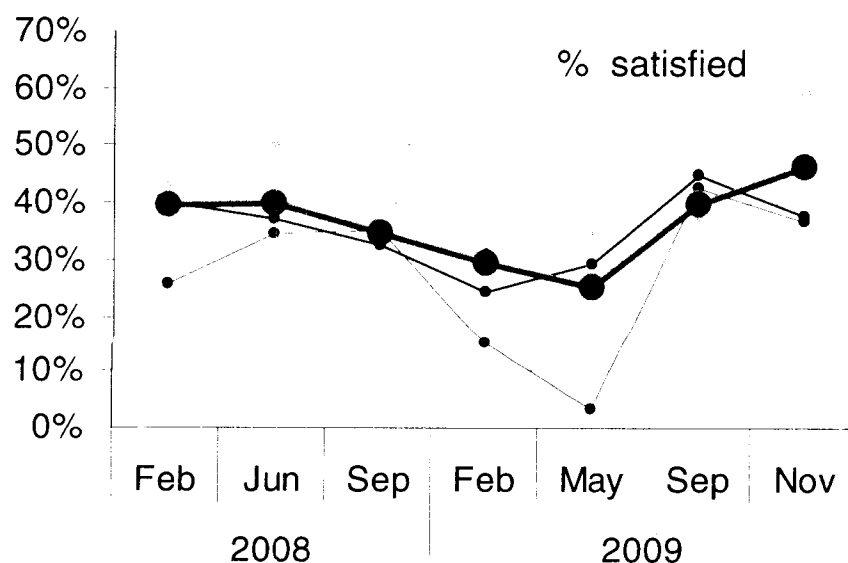
**SECRET**

s.15(1)



# Employment

How satisfied are you with employment in your area?



	'yes'	
	Sep 09	Nov 09
Do you own a business	24%	26%
family member recently found work	36%	43% ↑
family member recently lost a job	36%	28% ↓
saw business recently open in their community	35%	43% ↑
saw business recently close in their community	30%	29%

- Employment was most often cited as an important community challenge
- Satisfaction with employment was at highest level yet (the question had not been asked in the 2007 polls)
- Most women (96%) described their occupation as 'housewife'; 52% of men said they worked full-time, 32% part-time, 10% unemployed, 4% students or apprentices; of those working, 9% were in government, 36% in farming, 56% in private non-farm sectors

**SECRET**


s.15(1)

**SECRET**

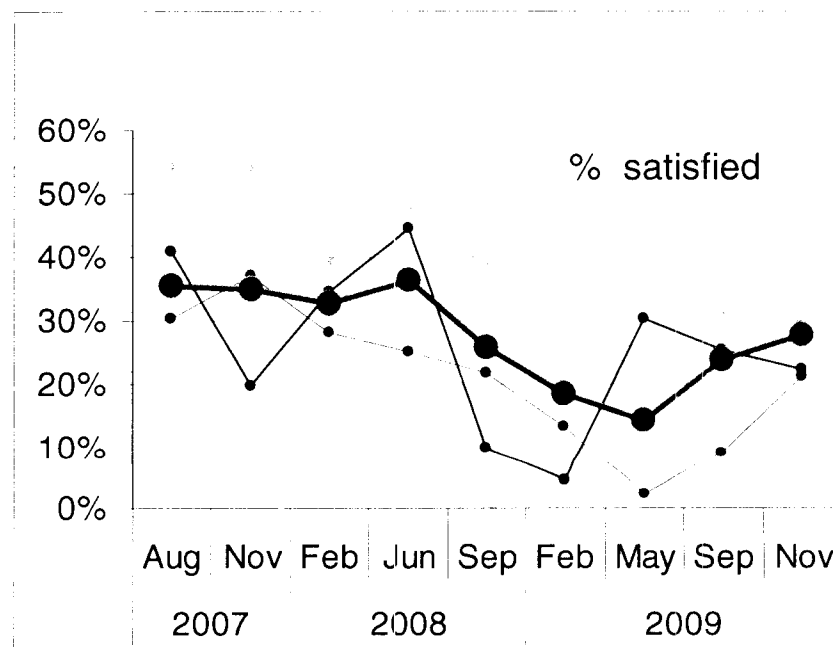
# Electricity



Is electricity available in your home?



How satisfied are you with the provision of electricity in your area?



- Electricity was second most often cited community challenge, and the area of greatest dissatisfaction in this poll
- Access to electricity was highest in Kandahar City, low elsewhere.
- In Kandahar City, 80% had access to the state grid, elsewhere electricity was mainly available from personal generators.

**SECRET**

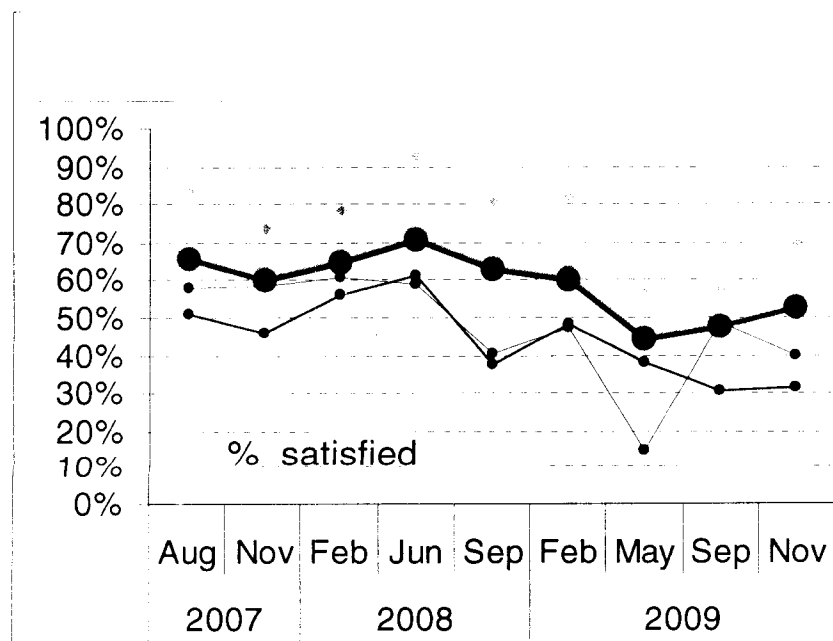
**SECRET**

# Education

s.15(1)

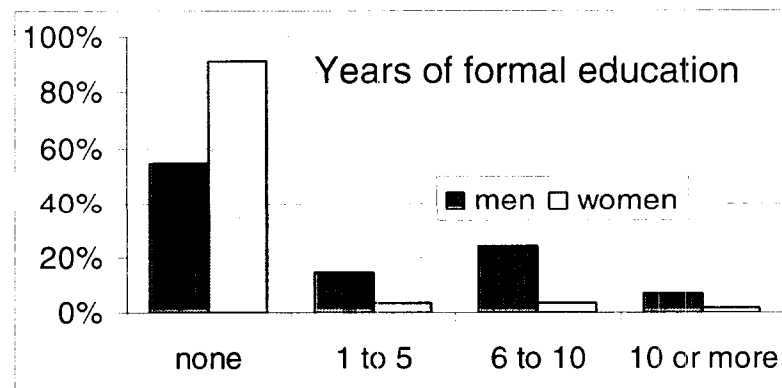


How satisfied are you with the provision of education in your area?



Are you aware of any...

	Sep 09	Nov 09
<u>schools being built or rehabilitated</u> in your community?	46%	54%
schools that have been <u>attacked or damaged</u> in your community?	36%	29%



- The increased reports of school construction and reduced reports of attacks against schools bring those numbers back to where they were in May 09
- 44% of men and 9% of women said they could read; 28% of all respondents could read Pashto, 11% Dari and 3% English
- Residents of urban areas are more likely to have attended school
- 34% said that someone in their family received literacy training

**SECRET**

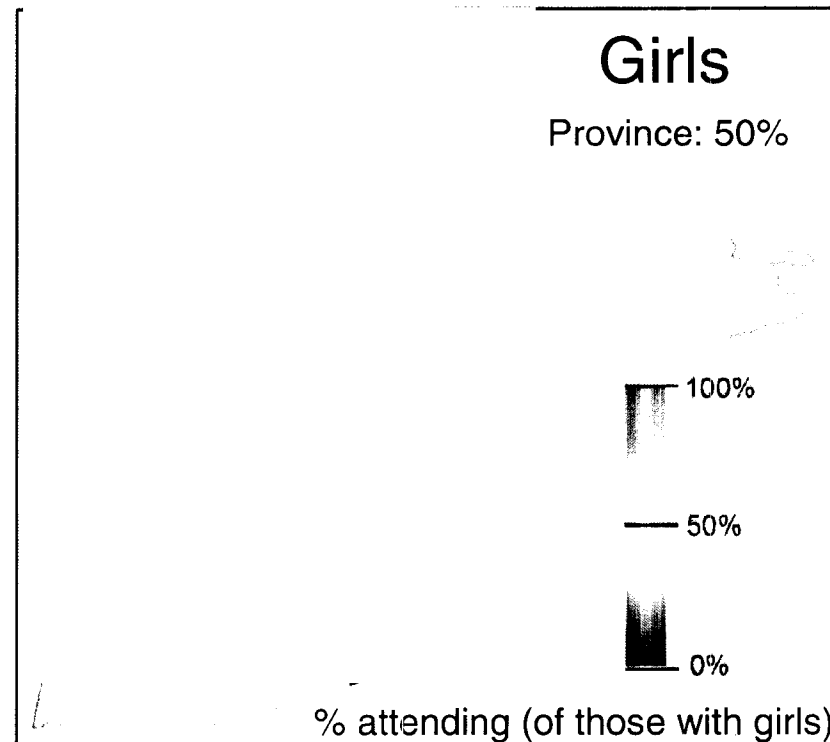
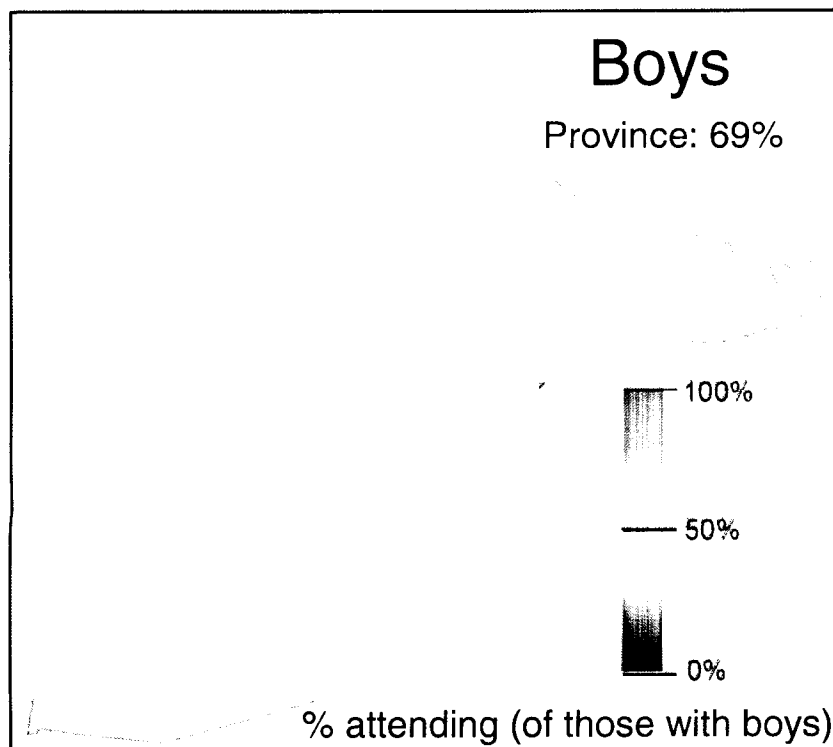
**SECRET**

s.15(1)

# School Attendance



Do children in this household aged between 6 and 14 years attend school?



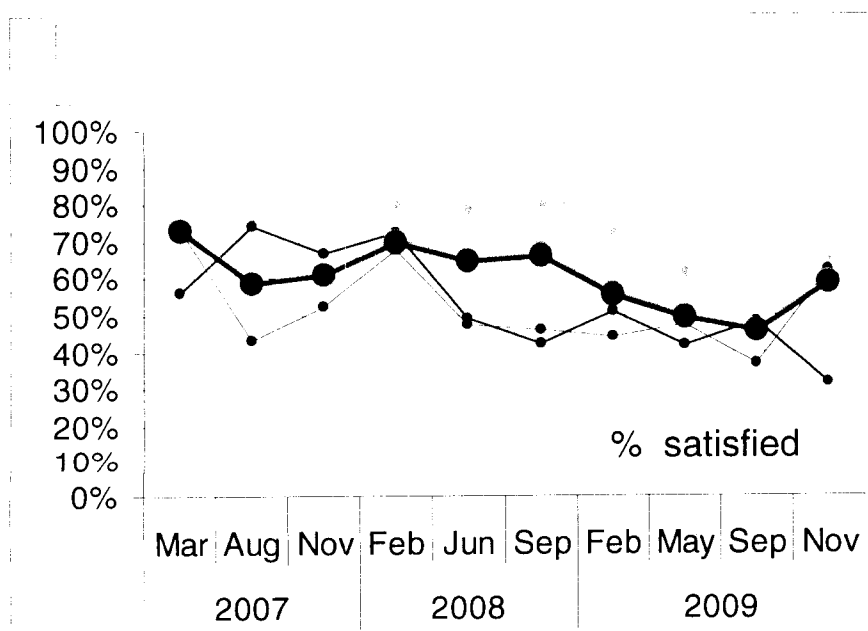
- Percentage of households with girls who attend school is up from 28% in March 07
- School attendance is highest in Kandahar City, especially for girls
- In previous polls, main reasons given for not attending school were: for both boys and girls – bad security and absence of schools; for girls only – not allowed by family; for boys only – work

**SECRET**

**SECRET**

# Healthcare

How satisfied are you with the provision of healthcare in your area?



Aware of programs to vaccinate children against polio?

89%

Were your children vaccinated against polio?

All were vaccinated

83%

Some but not all were vaccinated

9%

None were vaccinated

9%

What is the biggest problem with healthcare?

Distance to facilities

42%

Cost

36%

Quality of care

22%

- 72% said they had access to a healthcare facility; 65% had used one in the past year
- When asked who should fix problems with healthcare, 51% said the GIRoA, others mentioned the Healthcare Directorate, Elders and the Governor; 58% said they were satisfied with efforts to fix healthcare
- Of those with kids unvaccinated against polio, majority cited poor security preventing access by vaccination teams as the reason
- Many respondents with children not vaccinated against polio in

**SECRET**

**SECRET**

# Satisfaction



How Satisfied are you with...	Satisfied	
	Sep 09	Nov 09
Electricity	24%	28%
Bureaucracy / Corruption	24%	28%
Crime Prevention	29%	33%
Cost of Goods	32%	34%
Security	32%	35%
Markets to buy/sell Goods	36%	37%
Local Economy	30%	38%
Governance	32%	42%

How Satisfied are you with...	Satisfied	
	Sep 09	Nov 09
Sanitation	44%	46%
Employment	40%	46%
Food Availability	45%	48%
Education	47%	52%
Irrigation	49%	54%
Healthcare	45%	58%
Roads and Bridges	55%	62%
Drinking Water	58%	65%

- Satisfaction with many topics had increased significantly from Sep 09; in most cases, satisfaction was at the highest levels recorded since 2008; satisfaction with most topics had been greater in polls from 2007
- The Government of Canada Signature Projects target irrigation, education and healthcare; these were among the subjects of greatest satisfaction
- Greater satisfaction overall was expressed in

**SECRET**

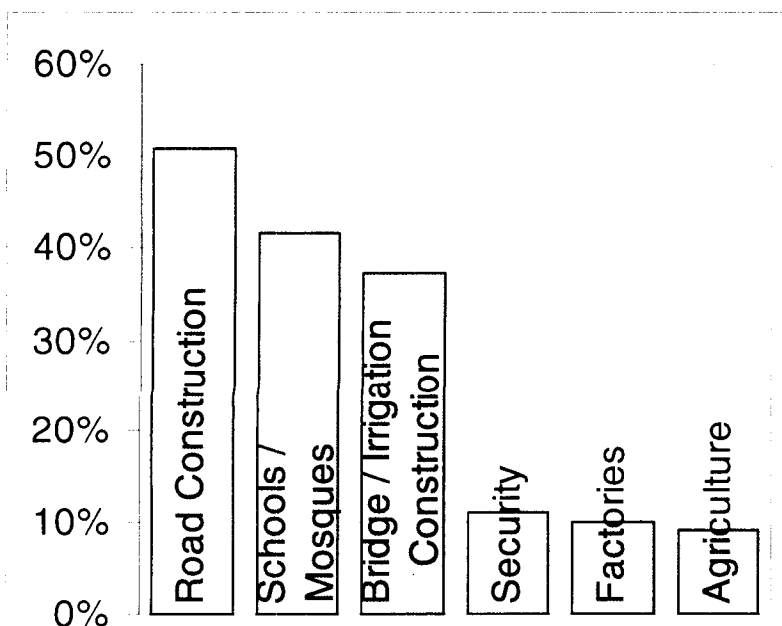
s.15(1)

**SECRET**

# Things Going Well

What things are going well in your village?  
(up to 3 answers per respondent)

Who is responsible for these things  
going well?



	Road Constr.	Schools/ Mosques	Bridges/ Irrigation	Security	Factories	Agriculture
Gov't/ Governor	28%	20%	49%	61%	42%	34%
Foreign Counties	31%	41%	26%	21%	6%	22%
NGOs	25%	29%	19%	7%	18%	16%
Others	16%	10%	6%	11%	34%	27%

- The GIRoA and Provincial Governor are predominantly seen as responsible for success in all areas except "School/Mosque construction" where foreign countries and NGOs were seen as playing a greater role.
- Municipal leadership, the local population and the ANA/ANP are less frequently held responsible for successes.

**SECRET**

**SECRET**



# Governance – Summary

## CAVEAT

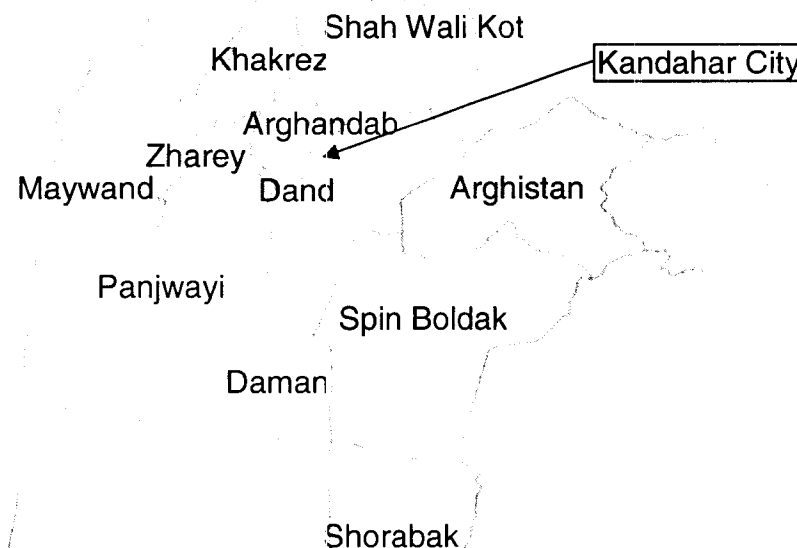
When asked if Afghans feel comfortable expressing disagreement with the government publicly, 56% answered that they do not.

Favourable opinion of the GIRoA has dropped to a new low (65% versus 88% in Mar 07); for the Provincial Governor, results are comparable to those seen since Aug 07 (68%)

Improvement in reported favourable opinion of ANA (75%) and ANP (62%), though still below support seen in 07/08

Local leadership seen to matter more than national leaders

Government formed by Loya Jirga would be preferred to democratic elections



## Governance Perceptions

	above prov. avg.
	near prov. avg.
	below prov. avg.

This overall assessment of governance perceptions is based on opinion of the GIRoA, Governor, ANP, and perception of various actor's strengths and success.

s.15(1)

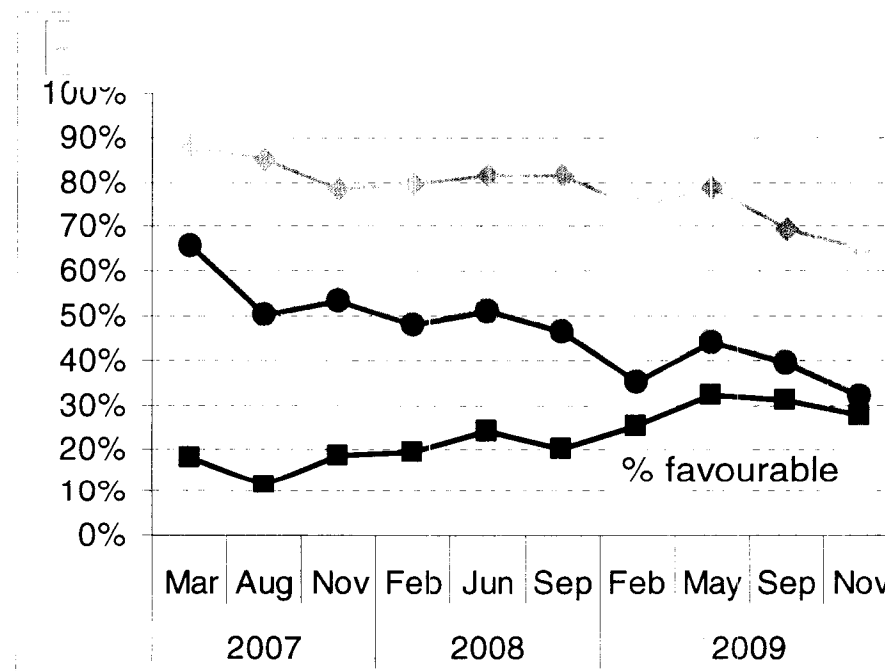
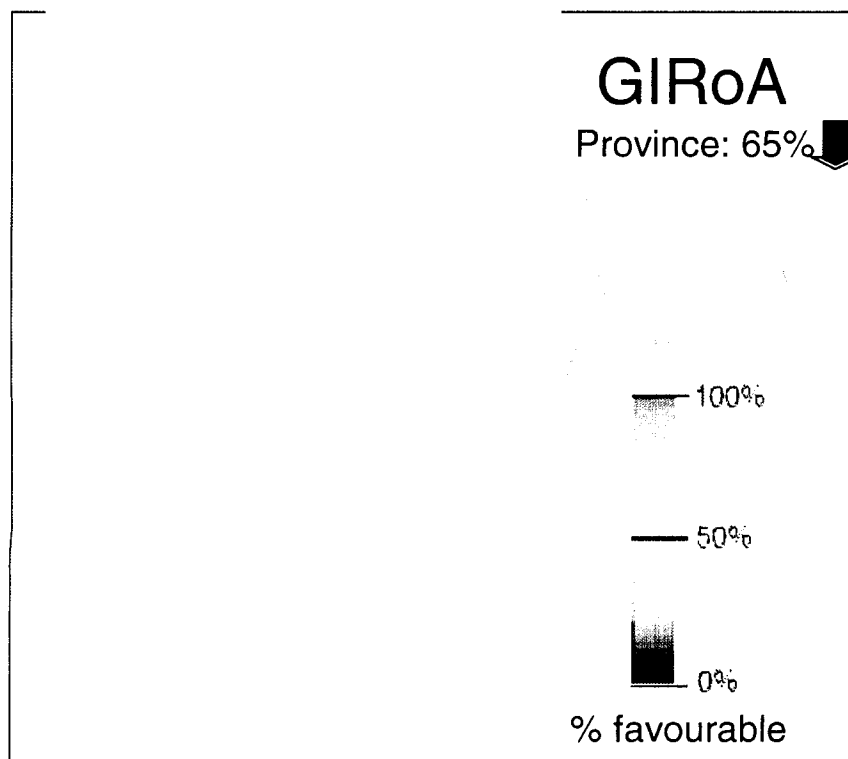
**SECRET**

s.15(1)

**SECRET**

# National Institutions

Do you have a favourable or unfavourable opinion of the following?



- Favourable opinions expressed towards GIRoA and ISAF continued decline seen since Mar 07; meanwhile, opinions of Provincial Governor (Tooryalai Wesa) rebounded
- Favourable opinions of other leaders were as follow: Village Khans or Maliks – 71%, Mullahs – 66%, District Governors – 56%, District Chiefs of Police – 49%
- Confidence in the ability of the GIRoA to provide: education – 37%; drinking water – 50%; jobs – 50%

**SECRET**

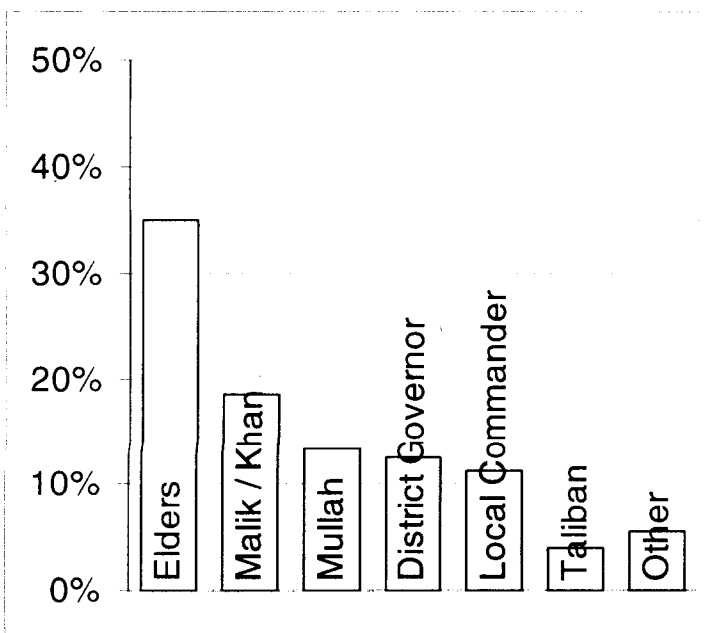
**SECRET**

s.15(1)

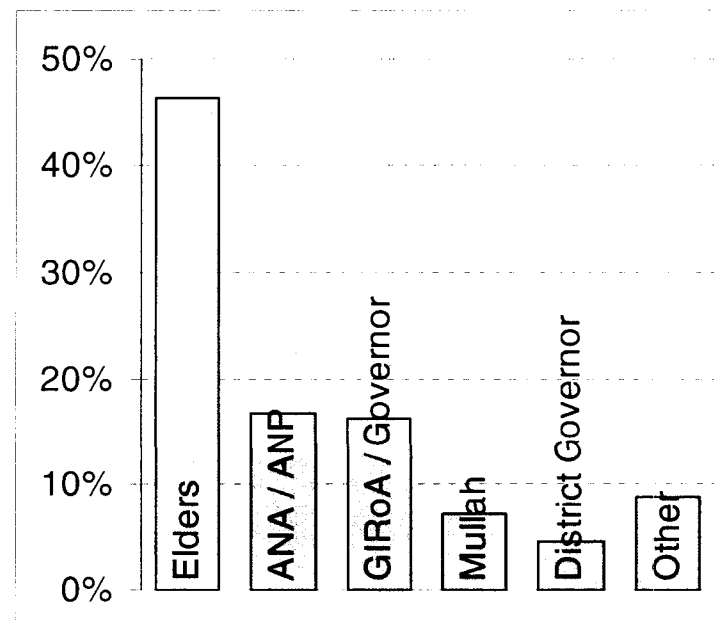
# Governance



Who has the most influence in your community?



Who resolves disputes in your village?



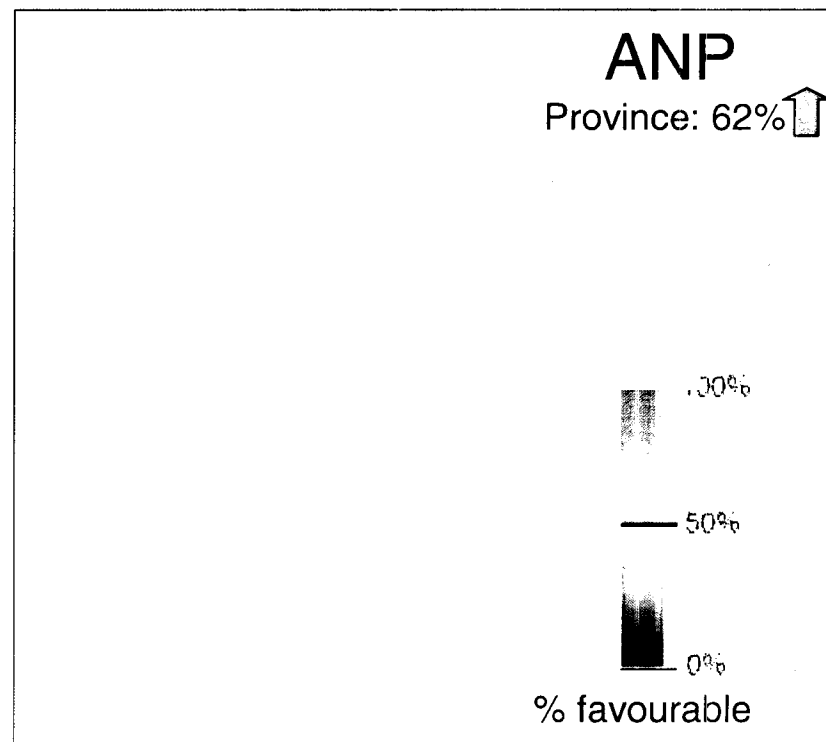

- When asked if the opinions of local or national leaders mattered most, 65% said that those of local leaders mattered most to people in their community, but 63% said that those of national leaders mattered most to them personally
- When asked if a government for the people of Afghanistan should be formed by Loya Jirga or by democratic elections, 60% said that it should be formed by Loya Jirga
- Only 28% said that they paid taxes; the taxes were mostly paid annually to the GIROA, a municipality, or a revenue office

**SECRET**

**SECRET**

# Afghan National Security Forces

Do you have a favourable or unfavourable opinion of the ANA / ANP?



- Favourable opinions of the ANA and ANP were expressed more frequently than in Sep 09, but both remain at the second lowest level over the history of Kandahar polling
- Support expressed by a majority for the ANP is not consistent with anecdotal reports of popular dissatisfaction. This might be due to respondent discomfort with the question.

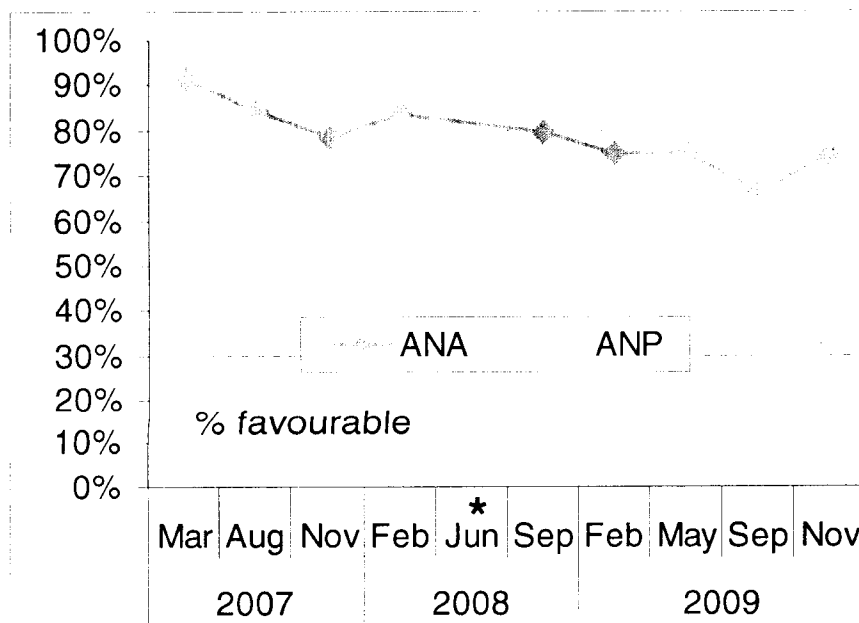
**SECRET**

**SECRET**

s.15(1)

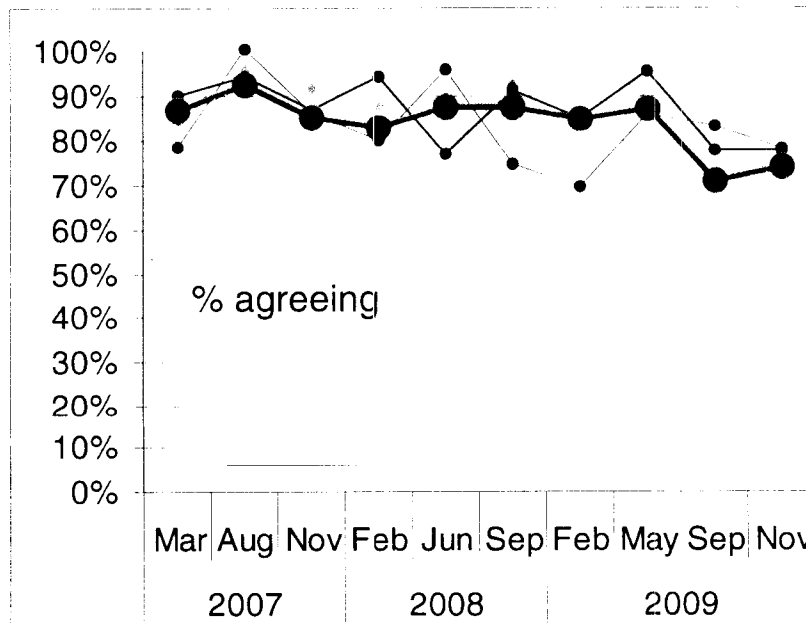
# Afghan National Security Forces (2)

Do you have a favourable or unfavourable opinion of the ANA / ANP?



\* questions not asked in the Jun 08 poll

Agree that the ANA Soldiers are capable & professional?



- The ANA were said to be effective in providing security by 66%, and to be capable and professional by 74%
- 

**SECRET REL ISAF**

RELEASED UNDER AIA. INFORMATION UNCLASSIFIED

DIVULGUÉ EN VERTU DE LA LAI RENSEIGNEMENTS NON  
CLASSIFIÉS

WITHHELD s.15(1)

RELEASED UNDER AIA. INFORMATION UNCLASSIFIED

DIVULGUÉ EN VERTU DE LA LAI RENSEIGNEMENTS NON  
CLASSIFIÉS

WITHHELD s.15(1)

UNCLASSIFIED



# Comparison to Asia Foundation Poll

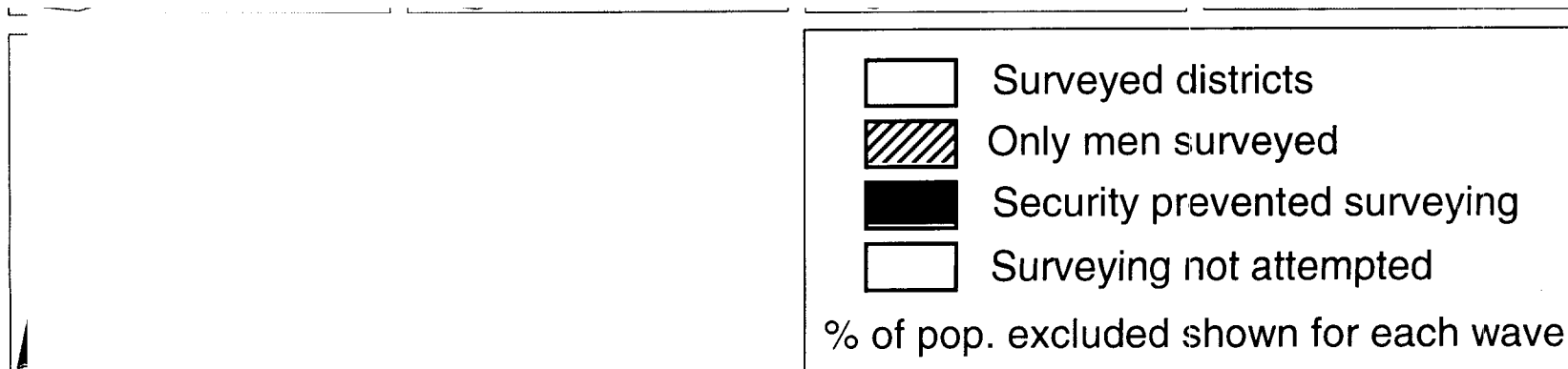
- The Asia Foundation is a US-based, non-profit NGO that has commissioned annual country-wide polls of the Afghan People funded by USAID since 2005
- Their 2009 poll was conducted in June but released in November
- The same contractor as for the Canadian Forces polls (ACSOR-Surveys) was employed, applying a similar method, but covering all of Afghanistan (268 interviews in Kandahar)
- Similar subjects covered by both polls, but with additional Asia Foundation emphasis on women's issues, the judicial system and democratic reforms
- Strong agreement between comparable Kandahar Province findings from the Asia Foundation and Canadian Forces polls
- Important differences between Afghanistan-wide findings (from Asia Foundation) and Kandahar Province findings (from both Asia Foundation and Canadian Forces polls):
  - Fewer respondents in Kandahar Province see things as going well, citing insecurity as the reason
  - Perception of security is worse in Kandahar Province
  - The ANA and ANP are both perceived more favourably in Kandahar Province

UNCLASSIFIED

**SECRET**



# Districts where Poor Security Prevented Polling



**SECRET**

**SECRET**

# Estimated Population and Sampling Error



Province Population:	1,080,300
Districts not surveyed:	74,100
Districts with women not surveyed	104,900
Province-wide error:	$\pm 3.9\%^{**}$

## Key:

District Name
Population*
survey error**

\* Afghan Central Statistics  
Office, 2009 Estimates

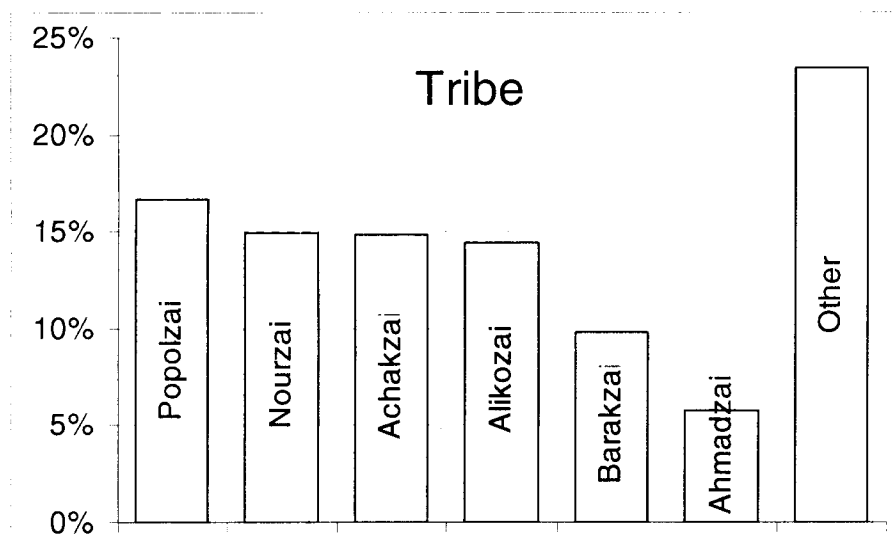
\*\* Our best estimates, at the  
90% confidence level, based on the  
specific sampling plan

**SECRET**

UNCLASSIFIED



# Respondent Demographics



## Ethnicity

Pashtun (98%)  
Tajik (1%)  
Other (1%)

## Age

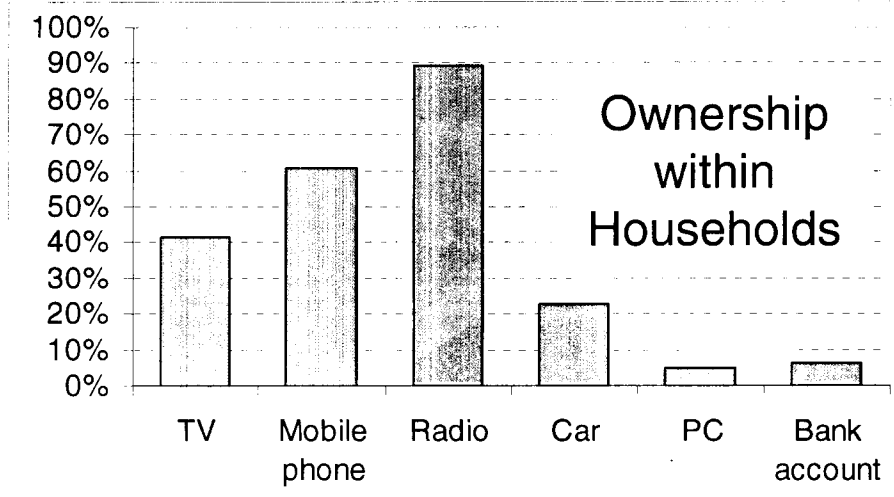
youngest: 18  
median: 32  
oldest: 78

## Religion

Sunni Muslim: 99%  
Shia Muslim: 1%

## Gender

957 men  
712 women



## Population Change:

- When asked about change in their village's population, 41% indicated that population was down, 30% up and 29% saw no change

UNCLASSIFIED


UNCLASSIFIED



Contact:

## CEFCOM Operational Research and Analysis Team

Dr. Etienne Vincent  
[Etienne.Vincent@forces.gc.ca](mailto:Etienne.Vincent@forces.gc.ca)  
(613) 998-3963



CEFCOM OR&A

Tables presenting complete results of this  
opinion poll are also available

UNCLASSIFIED